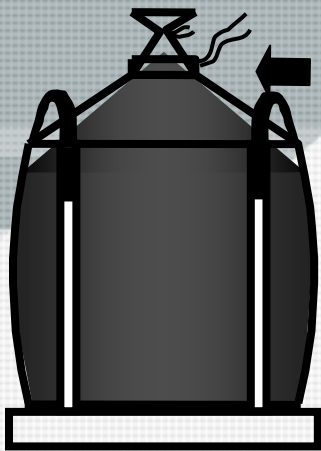


Lowering Costs Through Unique Solutions


AMERIGLOBE

Tying the Load 'n' Lock Top ®

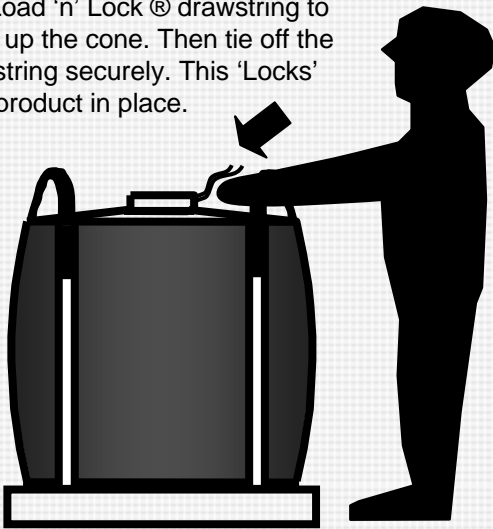


Tie off the fill spout with a bow tie. Push fill spout into the drawstring pocket.


Displace product cone by holding fill spout in both hands and shifting it back and forth. This will level out the product and give your bag a nice, flat appearance.



Pull Load 'n' Lock ® drawstring to cinch up the cone. Then tie off the drawstring securely. This 'Locks' your product in place.



You now have a straight, solid package, for easy handling and stacking.



Most companies claim to offer better bag prices. AmeriGlobe's systematic approach lets us find ways to save you money. Whether it is creating instruction packets for your team or creating unique designs, we work to lower your costs. Call AmeriGlobe today to find out what we can do for you.